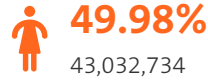


Women in Türkiye: A Statistical Overview 2025



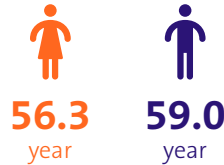
POPULATION

Population of Türkiye, 2025



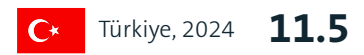
HEALTH

Healthy life years at birth, 2022-2024




Total
57.6 year

Maternal mortality ratio (per 100,000 live births)



EDUCATION

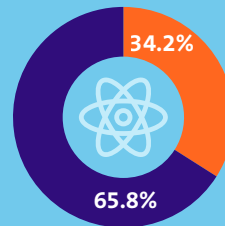
Proportion of individuals aged 25 and over who have completed at least one level of education, 2024



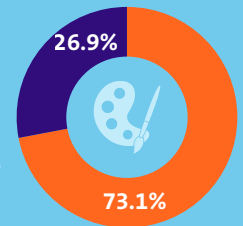
Mean years of schooling, 2024



Proportion of graduates in the fields of science, technology, engineering and mathematics at the tertiary level, 2022-2023

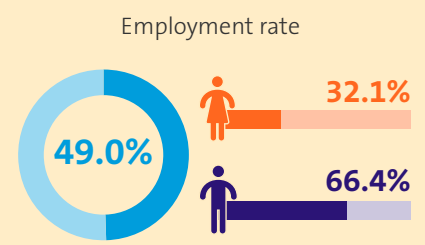
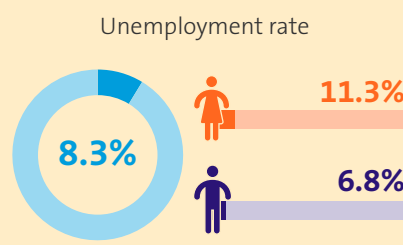
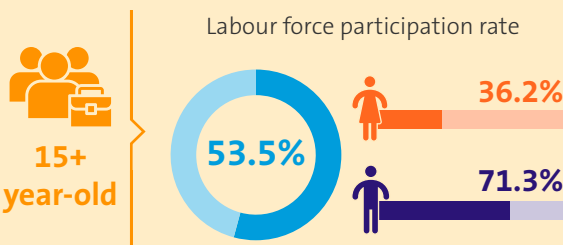


Proportion of graduates in the fields of education, health and welfare, humanities and art at the tertiary level, 2022-2023




LABOUR FORCE AND EMPLOYMENT

Labour force status of population, 2025

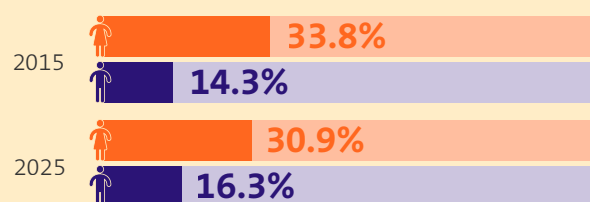


Employment status for disabled individuals (15+), 2022

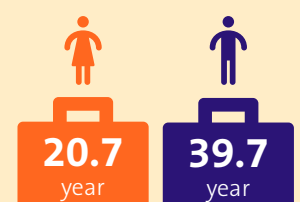
Employed women **7.9%**
Employed men **27.8%**



Proportion of young people aged 15-24 who are neither in education nor employment (NEET)



Duration of working life, 2024

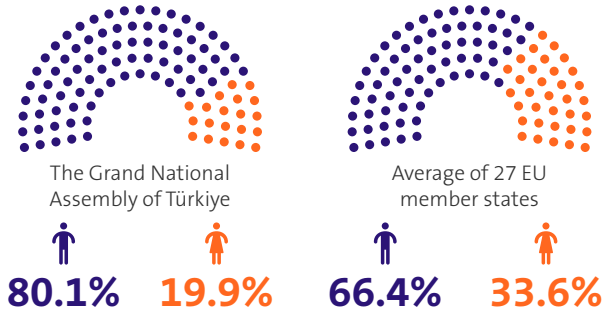


Women in Türkiye: A Statistical Overview 2025




PARTICIPATION IN DECISION-MAKING MECHANISM

Proportion of members of the parliament, 2025



Proportion of women representation in local governments, 2024



Number of ministers, 2025

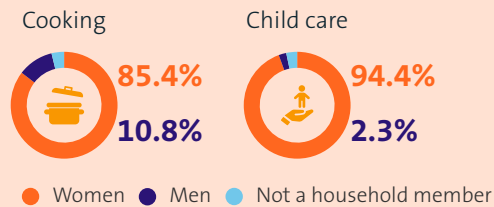


FAMILY LIFE

Average activity time per person for household and family care, 2014-2015

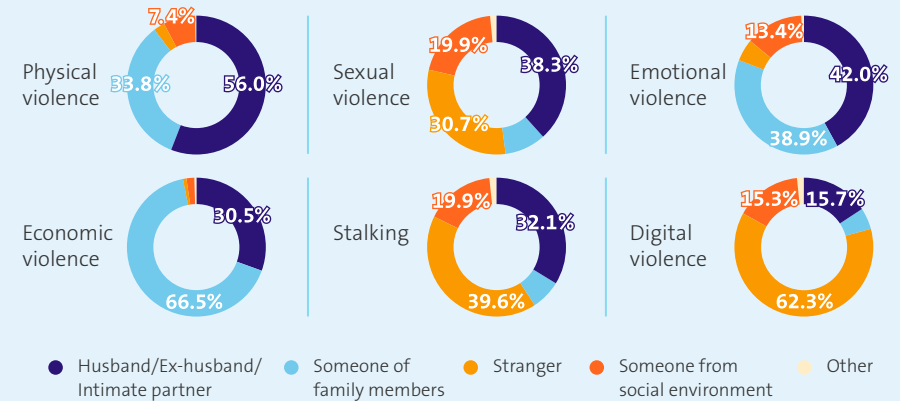


Proportion of women and men taking responsibility for household chores, 2021



VIOLENCE AND SAFETY


Percentages of perpetrators and type of violence, 2024*



*The Survey covers the 15-59 age group. The data encompass violence experienced from the age of 15 until the date of the survey interview.

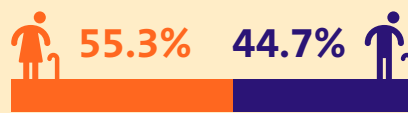
POVERTY

Poverty rate of household members (15+), 2025



ELDERLY POPULATION

Proportion of the elderly population by gender (65+), 2025



Proportion of the elderly population living in one-person households (65+), 2025



SPORT

Board members of the 10 national Olympic sports federations, 2025*



*The members of the executive boards of the athletics, basketball, boxing, wrestling, handball, judo, table tennis, taekwondo, volleyball and swimming federations were included in the calculation.

Medals won in international competitions, 2025

